

Subject: AVi144S3001 pulley fitment
Bulletin No: TSB4024 (Issue1)
Date: 15 October 2007
Part No: Various

TECHNICAL SERVICE BULLETIN

NOTE:









This service bulletin is for use with AVi144S3001, when replacing the Bosch N1 alternator range, and aims to clarify the exchange of pulleys and spacers from old units.

CAUTION:

The AVi144S3001 is a dual internal fan alternator. DO NOT fit any external fans to the alternator.

BOSCH N1 Alternator

The Bosch N1 is fitted with various pulley, spacer and fan arrangements.
Always retain the pulley and spacer as supplied with original alternator. Discard the fan.
Illustrated below are the most common pulley, spacer and fan combinations.

<p>FAN</p> 	<p>SPACER (IF FITTED)</p> 	<p>PULLEY</p> 
<p>FAN</p> 	<p>NO SPACER FITTED</p>	<p>PULLEY</p> 
<p>FAN</p> 	<p>SPACER (IF FITTED)</p> 	<p>PULLEY</p> 

DO NOT FIT A FAN TO THE AVi144S3001

Important: The information contained in this bulletin is intended for use by trained, professional technicians who have the proper tools, equipment, and training to perform the required maintenance described above. This information is NOT intended for 'do-it-yourselfers', and you should not assume that this information applies to your equipment. If you have any questions regarding this information please visit our website at www.prestolite.com, or contact our customer service department at:

Prestolite Electric Ltd
Unit 48, The Metropolitan Park
12-16 Bristol Road, Greenford, Middlesex
UB6 8UP, United Kingdom

Tel: +44 (0)20 8231 1000
Fax: +44 (0)20 8575 9575
eu_info@prestolite.com